



**District Report Card: 2017**


<b>State:</b> Tamil Nadu	<b>District:</b> Thiruvarur
<b>Class:</b> 5	<b>Subject:</b> Language
<b>Schools:</b> 61	<b>Students:</b> 828


**Participation/Coverage**


**Students**

<b>GENDER</b> 	Boys		Girls	
	Number	%	Number	%
	439	53.02	389	46.98

<b>AREA</b> 	Rural		Urban	
	Number	%	Number	%
	677	81.76	151	18.24

<b>CATEGORY</b> 	SC		ST		OBC		GEN	
	Number	%	Number	%	Number	%	Number	%
	472	57.00	2	0.24	326	39.37	28	3.38

<b>CWSN</b> 	LD	VI	HI	S&LD	ID	Oth
	0	1	1	5	1	5

<b>Management</b> 	Government		Government-aided	
	Number	%	Number	%
	639	77.17	189	22.83

**Average Performance of Students in Language (%)**

Overall	Gender		Area		Management		Social Group			
	Male	Female	Rural	Urban	Govt.	Aided	SC	ST	OBC	GEN
56.20	56.51	55.85	52.81	71.39	54.18	63.03	52.82	33.33	62.41	42.38

## Performance on Learning Outcomes (LOs)

Learning Outcomes	Description	Average Performance(%)
L504	Reads and comprehends independently storybooks, news items/ headlines, advertisements etc.	56.52
L508	Reads text with comprehension, locates details and sequence of events	56.04

Range of Performance of Students who Answered Correctly							
Below 30%		30% - 50%		50% - 75%		Above 75%	
Number	%	Number	%	Number	%	Number	%
118	14.25	231	27.90	305	36.84	174	21.01

### Lowest Performing Learning Outcomes (LOs)

- 1 - Reads text with comprehension, locates details and sequence of events (56.04)
- 2 - Reads and comprehends independently storybooks, news items/ headlines, advertisements etc. (56.52)